

Sophos Wireless

The smarter way to simple, secure Wi-Fi

Sophos Wireless provides a simple, effective way to manage and secure your wireless networks. Managed from Sophos Central, it is easy to deploy as a standalone product or as part of your portfolio of cloud-managed solutions.

Highlights

- Managed from Sophos Central
- One dashboard for an at-a-glance status
- Simple deployment and administration
- Increased visibility
- Multi-site management and cloud scalability
- Scheduled firmware upgrades

Sophos Wireless managed from Sophos Central

With Sophos Wireless you can manage your wireless networks alongside other Sophos solutions or use our Sophos Central management platform solely for wireless network setup and control.

One dashboard for an at-a-glance status

The Sophos Wireless dashboard is your single pane of glass to get the status of your wireless networks, access points, connected clients and identify potential issues needing attention. Get all the key information at-a-glance in a concise manner and on a single screen.

Simple deployment and administration

Setting up your networks with Sophos Wireless is effortless. Using the step-by-step guidance in our on-boarding wizard, creating networks, registering access points and adding sites is child's play. Our solution is built to be simple to use - even for non-wireless experts - but that doesn't mean you forfeit functionality.

Increased visibility

See which traffic is using your bandwidth to optimize the performance of your Wi-Fi and alert you to potential unwanted use of your resources. With Sophos Wireless you'll know exactly what's happening with your users and your wireless networks to avoid behavior which could put your security at risk.

Multi-site management and cloud scalability

One of the benefits of a cloud-managed wireless solution is scalability. Whether you have just one growing network, or multiple sites, extending your Wi-Fi is as simple as adding an additional access point. With our basic site planning tools you get a first impression of what your set-up will look like, before doing extensive tests.

Scheduled firmware upgrades when you choose










To keep your network up-to-date without disturbing your users, Sophos Wireless lets you schedule firmware upgrades to start automatically at a time of your choice.



Sophos Access Points - at a glance

Our APs are built on the latest enterprise-class, high-speed wireless chipsets with custom designed antennas, added CPU and memory resources, and hardware accelerated encryption.

Product Matrix

Sophos Access Points	AP 15	AP 15C	AP 55	AP 55C	AP 100	AP 100C	AP 100X
							
Capacity							
Deployment	Indoor SOHO	Indoor SOHO	Indoor Medium Enterprise	Indoor Medium Enterprise	Indoor Enterprise-grade	Indoor Enterprise-grade	IP67 Outdoor Enterprise-grade
Maximum throughput	300 Mbps	300 Mbps	867 Mbps + 300 Mbps	867 Mbps + 300 Mbps	1.3 Gbps + 450 Mbps	1.3 Gbps + 450 Mbps	1.3 Gbps + 450 Mbps
Multiple SSIDs	8	8	8 per radio (16 in total)	8 per radio (16 in total)	8 per radio (16 in total)	8 per radio (16 in total)	8 per radio (16 in total)
Technical Specification							
LAN interface	1 x 10/100/1000 Base TX	1 x 10/100/1000 Base TX	1 x 10/100/1000 Base TX	1 x 10/100/1000 Base TX	1 x 10/100/1000 Base TX	1 x 10/100/1000 Base TX	1 x 10/100/1000 Base TX
Supported WLAN Standards	802.11 b/g/n 2.4 GHz	802.11 b/g/n 2.4 GHz and 5 GHz	802.11 a/b/g/n/ac 2.4 and 5 GHz	802.11 a/b/g/n/ac 2.4 GHz and 5 GHz	802.11 a/b/g/n/ac 2.4 and 5 GHz	802.11 a/b/g/n/ac 2.4 and 5 GHz	802.11 a/b/g/n/ac 2.4 and 5 GHz
DFS/TPC	-	-	Yes	Yes	Yes	Yes	Yes
Power over Ethernet	802.3af	802.3af	802.3at	802.3at	802.3at	802.3at	802.3at
Number of antennas	2 external	2 internal	2 external	4 internal	3 external	6 internal	6 external
Number of radios	1	1	2	2	2	2	2
MIMO capabilities	2x2:2	2x2:2	2x2:2	2x2:2	3x3:3	3x3:3	3x3:3
Power supply	90-240V, 50/60 Hz	90-240V, 50/60 Hz	100-240V, 50/60 Hz	100-240V, 50/60Hz	100-240V, 50/60 Hz	100-240V, 50/60 Hz	100-240V, 50/60 Hz
Power consumption (max.)	2.5W	7W	11W	13W	13W	13W	15W
Physical Specification							
Dimensions (WxHxD)	194 x 32 x 115 mm	176 (Diameter) x 29.86 mm (Height)	183 x 36 x 183 mm	200 (Diameter) x 37 mm (Height)	183 x 36 x 183 mm	200 (Diameter) x 37 mm (Height)	255 x 225 x 90 mm
Weight	260g	265g	500g	640g	505g	640g	2.5 kg
Mounting options	Desktop/wall	Ceiling/wall	Desktop/wall	Ceiling/wall	Desktop/wall	Ceiling/wall	Wall/pole
Product Certifications							
Certifications	FCC, CE, SRRC	CB, CE, FCC, UL, IC, MIC, VCCI, RCM	FCC, CE	CB, CE, FCC, UL (plenum-rated)	FCC, CE	CB, CE, FCC, NCC, UL (plenum-rating)	CB, CE, FCC, UL
							

*AP 15, 15C, 55, 55C, 100, 100C and 100X Access Points which you have previously used with your Sophos UTM or XG Firewall can be upgraded and deleted from your firewall/UTM for use with Sophos Central. Please reach out to your Sophos Partner or contact us for more details.

Interested in a free trial?

Contact us to ask about a free 30-day evaluation

United Kingdom and Worldwide Sales
Tel: +44 (0)8447 671131
Email: sales@sophos.com

North American Sales
Toll Free: 1-866-866-2802
Email: nasales@sophos.com

Australia and New Zealand Sales
Tel: +61 2 9409 9100
Email: sales@sophos.com.au

Asia Sales
Tel: +65 62244168
Email: salesasia@sophos.com

Oxford, UK | Boston, USA
© Copyright 2016. Sophos Ltd. All rights reserved.
Registered in England and Wales No. 2096520, The Pentagon, Abingdon Science Park, Abingdon, OX14 3YP, UK
Sophos is the registered trademark of Sophos Ltd. All other product and company names mentioned are trademarks or registered trademarks of their respective owners.

16-05-11 DS-NA (DD-2337)

SOPHOS